

# The SEI U.S. Large Companies Fund

30 Sep 2022

SEI New ways.  
New answers.®

## Investment Objective

The objective of the Fund is to achieve long-term growth of capital and income. The Fund will primarily invest in a diversified portfolio of shares (equities) issued by large U.S. companies. The Fund generally considers large companies to be those within the Russell 1000 Index. The Fund is suitable for investors seeking long-term capital growth and income. For further details of the investment objectives and policies please refer to the prospectus of the Fund.

## Fees

Investment management and administration fees have not been included in the performance figures and would have the effect of reducing the performance figures shown. Please check the investment section of your scheme booklet for details on these charges.

## Fund Details

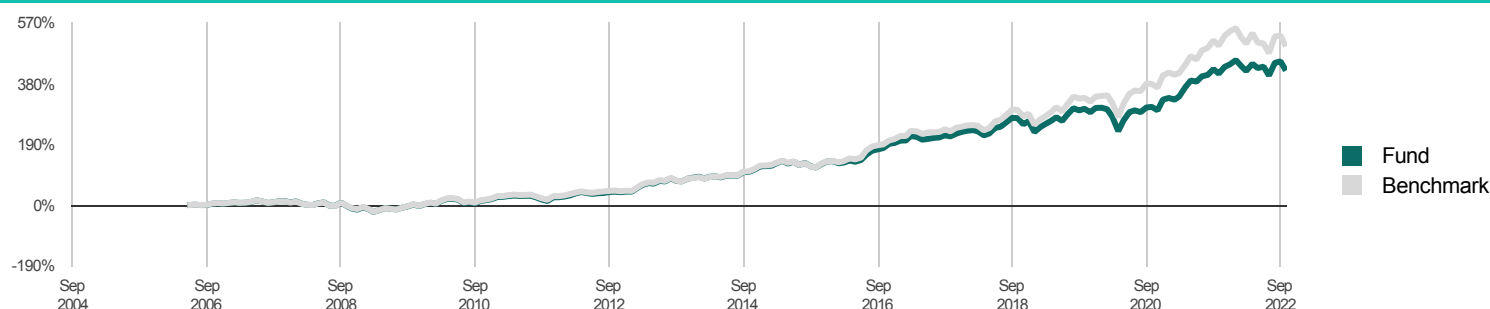
Assets Under Management	£348.06 Million
Share Class	Sterling Institutional C
ISIN	IE00B014PS37
Inception Date	18 May 2006
Base Currency of Fund	USD
Domicile	Dublin, Ireland
Benchmark	Russell 1000 Index (Net 30% withholding) (GBP)

Performance Review (gross)	as of 30/09/2022 (%)		Annualised (%) as of 31/12/2021				
	3 month	YTD	1 year	3 year	5 year	7 year	10 year
The SEI U.S. Large Companies Fund	2.99	-5.95	27.19	18.96	12.91	13.93	15.87
Benchmark	3.65	-8.82	27.11	23.01	15.65	16.52	17.48

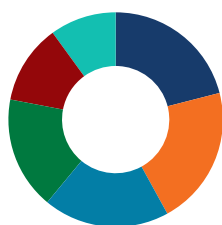
  

Calendar Year Returns (%)	2021	2020	2019	2018	2017	2016	2015	2014	2013	2012
The SEI U.S. Large Companies Fund	26.43	6.92	22.37	-1.82	9.73	26.07	5.95	16.73	31.51	11.22
Benchmark	27.11	16.62	25.63	0.57	10.52	32.83	6.13	19.60	29.86	10.60

## Cumulative Performance (gross of fees and expenses, since inception)



## Manager Details



### Name

- Acadian Asset Management - 21%
- LSV Asset Management - 21%
- Mar Vista Investment Partners - 19%
- Cullen Capital Management - 17%
- Fred Alger Management - 12%
- Other - 10%

### Start Date

- Nov - 2020
- May - 1998
- Jul - 2018
- Dec - 2018
- Dec - 2018
- 

### Key Attribute

- Pursues momentum-driven returns
- Pursues value-driven returns, benchmark aware
- Pursues Strategic Growth
- Classic value investor, focus on dividend yield
- Growth/momentum with skill in position sizing
- 

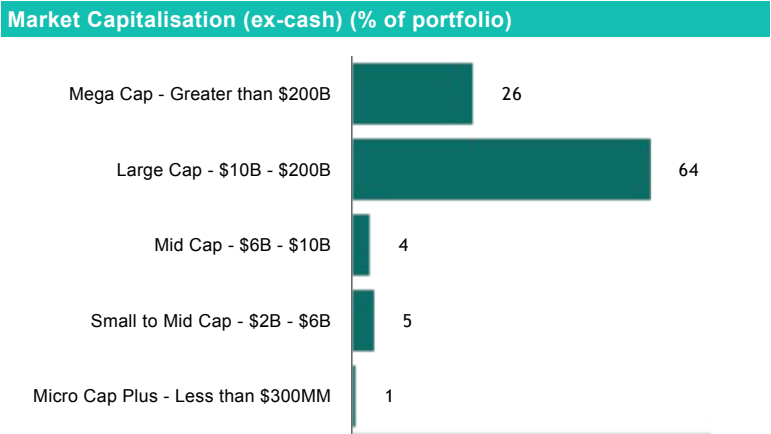
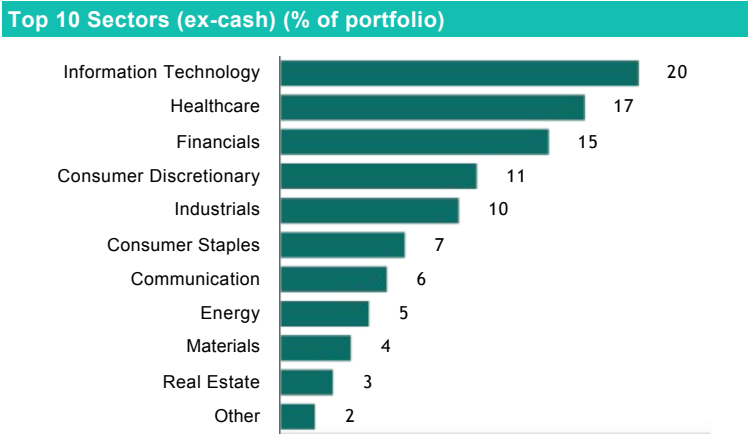
**The data refers to past performance. Past performance does not predict future returns.**

Performance: monthly Fund returns are based on the percentage change in the net asset value per share, after adjusting those values to include any reinvestment of dividends, interest and capital gain distributions. Monthly returns are linked geometrically to determine quarterly and annual returns. Gross returns are calculated by adjusting the monthly net return to exclude Administration, Trust and Custody fees. Fees would reduce the returns shown. Standardised Performance: Performance figures are shown on a mid-to-mid basis, inclusive of any net reinvested income and net of the annual management charge and all other fund expenses.

Portfolio Characteristics	
Market Capitalization (USD)	\$281 Billion
Number of Holdings	427
Dividend Yield	2.00

**Dividend Yield Ratio:** a financial ratio that shows how much a company pays out in dividends each year relative to its share price.

Top 10 Holdings (ex-cash)	(Weight %)
MICROSOFT CORPORATION	3.33
APPLE INC	2.65
AMAZON.COM INC	2.24
JOHNSON & JOHNSON	2.05
ALPHABET INC	1.61
MICROCHIP TECHNOLOGY INCORPORATED	1.29
EXXON MOBIL CORP	1.20
UNITEDHEALTH GROUP INC	1.20
PFIZER INC	1.18
MERCK & CO INC	1.12



Principal Risk

- Equities are subject to material market risk. Their values tend to be volatile and can decline quickly or over extended periods of time.
- This Fund mainly invests in assets from a single country and therefore the value of its investments will have a concentrated sensitivity to the economic and market environment of that country.
- For further details of the risks, please refer to the Fund's prospectus.

Important Information

**This is a marketing communication.** The factsheet has been produced by SEI Investments (Europe) Ltd, 1st Floor, Alphabeta, 14-18 Finsbury Square, London EC2A 1BR which is authorised and regulated by the Financial Conduct Authority. Financial Services Register Reference Number 191713.

The information in this document relates to a fund in which some or all of your and/or your employer's contributions to the Scheme may be invested. This factsheet is not intended to constitute an offer to buy or sell, or a solicitation of an offer to buy or sell any particular product.

The information in this factsheet is for general information purposes only and does not constitute investment advice. You should read all the investment information and details on the fund before making investment choices. If you are in any doubt about how to invest, you should seek independent advice before making any decisions.

The UCITS may be de-registered for sale in an EEA jurisdiction in accordance with the provisions of the UCITS Directive.

Whilst considerable care has been taken to ensure the information contained within this document is accurate and up-to-date, no warranty is given as to the accuracy or completeness of any information and no liability is accepted for any errors or omissions in such information or any action taken on the basis of this information.

Past performance does not predict future returns. Investments in SEI funds are generally medium- to long-term investments. The value of an investment and any income from it can go down as well as up. Investors may get back less than the original amount invested. Returns may increase or decrease as a result of currency fluctuations. Please refer to our latest Prospectus (which includes information in relation to the use of derivatives and the risks associated with the use of derivative instruments), Key Investor Information Document, Summary of UCITS Shareholder rights (which includes a summary of the rights that shareholders of our funds have) and the latest Annual or Semi-Annual Reports for more information on our funds, which can be located at [Fund Documents](#). And you should read the terms and conditions contained in the Prospectus (including the risk factors) before making any investment decision.

Data sources for this report: FactSet, SEI IMUDW, BlackRock, Lipper