

The SEI Emerging Markets Equity Fund

30 Sep 2022

SEI New ways.
New answers.®

Investment Objective

The objective of the Fund is to achieve capital growth. The Fund will primarily invest in a diversified portfolio of shares (equities) issued by companies listed or traded in emerging market countries. The Fund is suitable for investors seeking long-term capital growth. An investment in the Fund should not be a substantial part of an investors portfolio and may not be appropriate for all investors.

Fees

Investment management and administration fees have not been included in the performance figures and would have the effect of reducing the performance figures shown. Please check the investment section of your scheme booklet for details on these charges.

Fund Details

Assets Under Management	£415.65 Million
Share Class	Sterling Institutional C
ISIN	IE00B014PN81
Inception Date	30 Mar 2007
Base Currency of Fund	USD
Domicile	Dublin, Ireland
Benchmark	MSCI Emerging Markets Index (Net) (GBP)

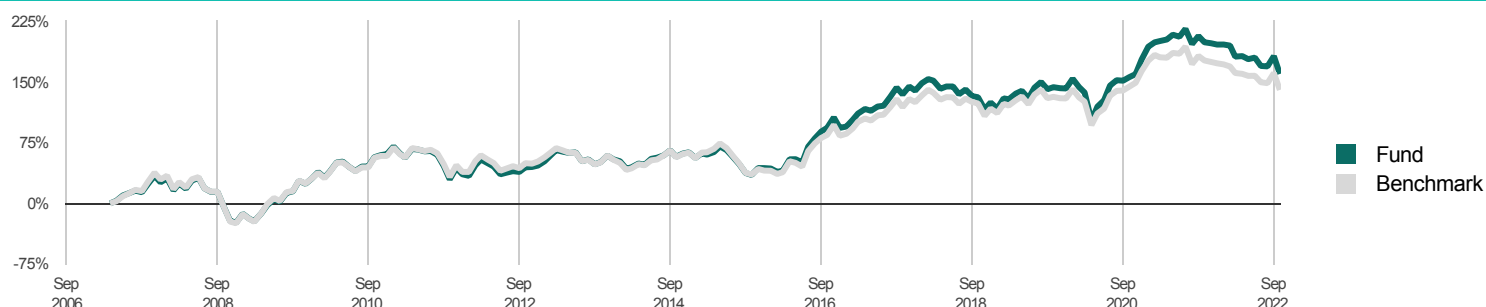
Performance Review (gross)

	as of 30/09/2022 (%)		Annualised (%) as of 31/12/2021				
	3 month	YTD	1 year	3 year	5 year	7 year	10 year
The SEI Emerging Markets Equity Fund	-3.68	-12.29	0.93	10.91	8.73	9.58	8.26
Benchmark	-3.80	-11.62	-1.64	8.68	7.87	8.26	6.94

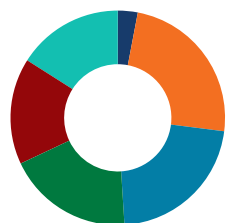
Calendar Year Returns (%)

	2021	2020	2019	2018	2017	2016	2015	2014	2013	2012
The SEI Emerging Markets Equity Fund	-0.24	14.31	15.65	-13.61	26.05	34.80	-9.45	1.56	-1.13	12.15
Benchmark	-1.64	14.65	13.85	-9.26	25.40	32.63	-9.99	3.90	-4.41	13.03

Cumulative Performance (gross of fees and expenses, since inception)



Manager Details



Name

- SEI Investments Management Corporation - 3%
- Qtron Investments - 24%
- Robeco Asset Management - 22%
- Neuberger Berman - 19%
- JOHCM (USA) - 16%
- Other - 16%

Start Date

- Nov - 2018
- Dec - 2018
- Dec - 2020
- May - 2010
- Nov - 2010
-

Key Attribute

- Interim mandate during manager transition
- Value manager with deep insight into factor design
- Fundamental, top-down value approach
- Focus on quality at reasonable prices
- Flexible growth style with strong sell discipline
-

The data refers to past performance. Past performance does not predict future returns.

Performance: monthly Fund returns are based on the percentage change in the net asset value per share, after adjusting those values to include any reinvestment of dividends, interest and capital gain distributions. Monthly returns are linked geometrically to determine quarterly and annual returns. Gross returns are calculated by adjusting the monthly net return to exclude Administration, Trust and Custody fees. Fees would reduce the returns shown. Standardised Performance: Performance figures are shown on a mid-to-mid basis, inclusive of any net reinvested income and net of the annual management charge and all other fund expenses.

The SEI Emerging Markets Equity Fund

Portfolio Characteristics

Market Capitalization (USD)	\$85 Billion
Number of Holdings	573
Dividend Yield	3.50

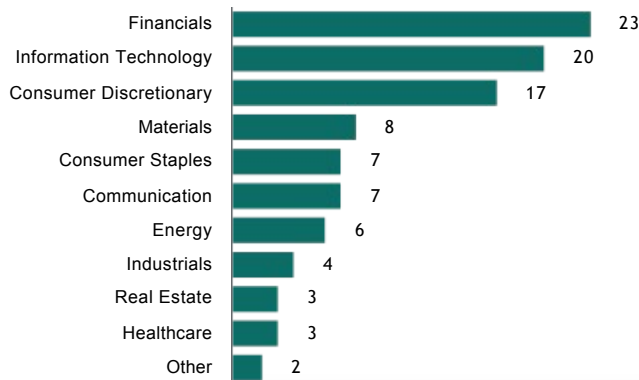
Dividend Yield Ratio: a financial ratio that shows how much a company pays out in dividends each year relative to its share price.

Top 10 Holdings (ex-cash)

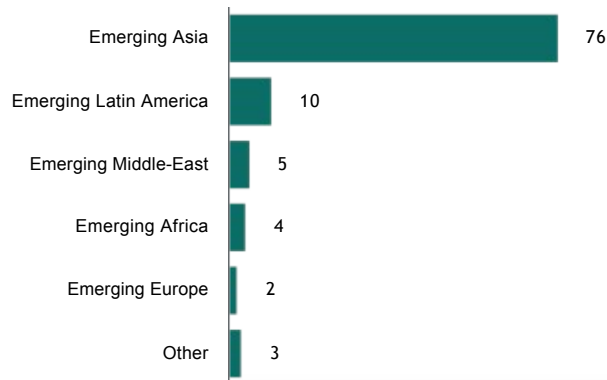
(Weight %)

TAIWAN SEMICONDUCTOR MANUFACTURING CO LTD	5.39
SAMSUNG ELECTRONICS CO LTD	3.61
ALIBABA GROUP HOLDING LTD	2.44
TENCENT HOLDINGS LTD	2.28
CHINA RESOURCES LAND LTD	1.15
RELIANCE INDUSTRIES LTD	1.12
SK HYNIX INC	1.07
ICICI BANK LTD	1.03
NASPERS LTD	1.01
GRUPO FINANCIERO BANORTE SAB DE CV	0.93

Top 10 Sectors (ex-cash) (% of portfolio)



Regions (ex-cash) (% of portfolio)



Principal Risk

- Equities are subject to material market risk. Their values tend to be volatile and can decline quickly or over extended periods of time.
- Securities from emerging markets issuers may have greater susceptibility to certain risks compared to securities from developed market issuers. These include liquidity, exchange rate, political, credit, operational and regulatory risk.
- Fund assets in currencies other than the base currency of the Fund may expose the Fund to loss if the currency of those assets falls in value relative to the base currency.
- Certain securities may be or may become difficult or impossible to sell. In certain circumstances, the fund may be forced to sell such securities at substantially lower prices, or may be required to sell other securities that the fund otherwise would not have wished to sell.
- For further details of the risks, please refer to the Fund's prospectus.

Important Information

This is a marketing communication. The factsheet has been produced by SEI Investments (Europe) Ltd, 1st Floor, Alphabeta, 14-18 Finsbury Square, London EC2A 1BR which is authorised and regulated by the Financial Conduct Authority. Financial Services Register Reference Number 191713.

The information in this document relates to a fund in which some or all of your and/or your employer's contributions to the Scheme may be invested. This factsheet is not intended to constitute an offer to buy or sell, or a solicitation of an offer to buy or sell any particular product.

The information in this factsheet is for general information purposes only and does not constitute investment advice. You should read all the investment information and details on the fund before making investment choices. If you are in any doubt about how to invest, you should seek independent advice before making any decisions.

The UCITS may be de-registered for sale in an EEA jurisdiction in accordance with the provisions of the UCITS Directive.

Whilst considerable care has been taken to ensure the information contained within this document is accurate and up-to-date, no warranty is given as to the accuracy or completeness of any information and no liability is accepted for any errors or omissions in such information or any action taken on the basis of this information.

Past performance does not predict future returns. Investments in SEI funds are generally medium- to long-term investments. The value of an investment and any income from it can go down as well as up. Investors may get back less than the original amount invested. Returns may increase or decrease as a result of currency fluctuations. Please refer to our latest Prospectus (which includes information in relation to the use of derivatives and the risks associated with the use of derivative instruments), Key Investor Information Document, Summary of UCITS Shareholder rights (which includes a summary of the rights that shareholders of our funds have) and the latest Annual or Semi-Annual Reports for more information on our funds, which can be located at [Fund Documents](#). And you should read the terms and conditions contained in the Prospectus (including the risk factors) before making any investment decision.

Data sources for this report: FactSet, SEI IMUDW, BlackRock, Lipper